




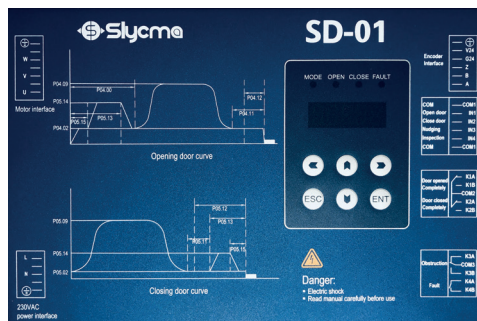
# SD 130

2020




LIFT DOORS





# SD 130



What makes the SD 130 door, the thinnest elevator door on the market the best product for your creations in existing buildings ?


1. Space saving of 50% for its installation,
2. More space in cabin thanks to its reduced thickness.,
3. Robust in all environments
4. Ideal solution for replacement of swinging doors keeping the existing frame,
5. Perfect for use in lifts with reduced pit-brow,
6. Quiet with stiffened panels.

## Key features



EN 81-20/50

EN 81-58




# SD 130 STANDARD

4 panels central opening

## AUTOMATIC LANDING DOOR

- E120 fire resistance certificate in compliance with EN 81-58 standard
- In compliance with EN 81-20/50
- Landing door crossbeam height 150 mm
- Standard sill made of stainless steel
- Stiffened panels



## 4 panels central opening landing door main dimensions

DIMENSIONS IN MM

PL / CO	700	800
HL / CH	2000 - 2100	
Thickness without car front	130,5 mm	
Landing sill thickness	43 mm	
Car sill thickness	62,5 mm	
Operator height	249,5 mm	

To contact us

## **LYON / Head office**

4 route du Dôme  
69630 Chaponost  
Tél: +33 (0)4 78 86 81 00  
slycma@slycma.com

## **PARIS / Agency**

34 route de Longjumeau  
91380 Chilly Mazarin  
Tél. : +33 (0)1 69 79 32 10  
magasin.mazarin@slycma.com